



BOHRN TO ACHIEVE Childcare & Preschool



How to view cameras from Android devices

1. Download GV-AView from Android Market, and after installing the application, the GV-AView icon will appear on the desktop.

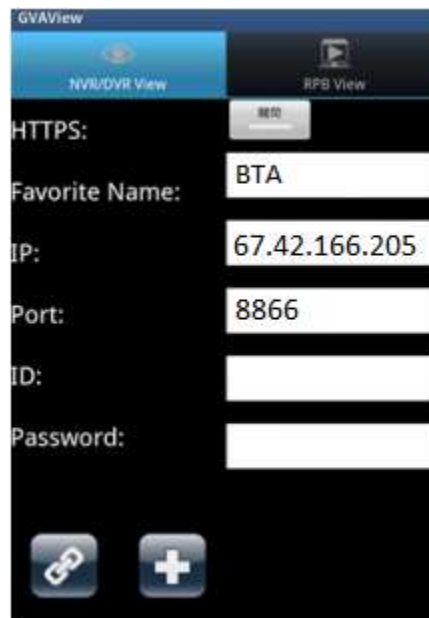
GV-AView V1.3.1 for Android



OS supported: Android version 2.2 to 4.1.2.

<https://play.google.com/store/apps/details?id=tw.com.geovision.android>



2. On your mobile phone, tap the GV-AView icon on the main screen and tap the NVR/DVR View tab. This page appears:



3. Enter "BTA" for the Favorite Name, "67.42.166.205" for the IP, and "8866" for the Port as shown in the image above. Contact BTA for the current User ID and Password.
4. Tap the "Add" button  to save the connection information.
5. Tap the "Connect" button  to connect to the cameras.
6. Double-tap any of the small camera images to zoom in.